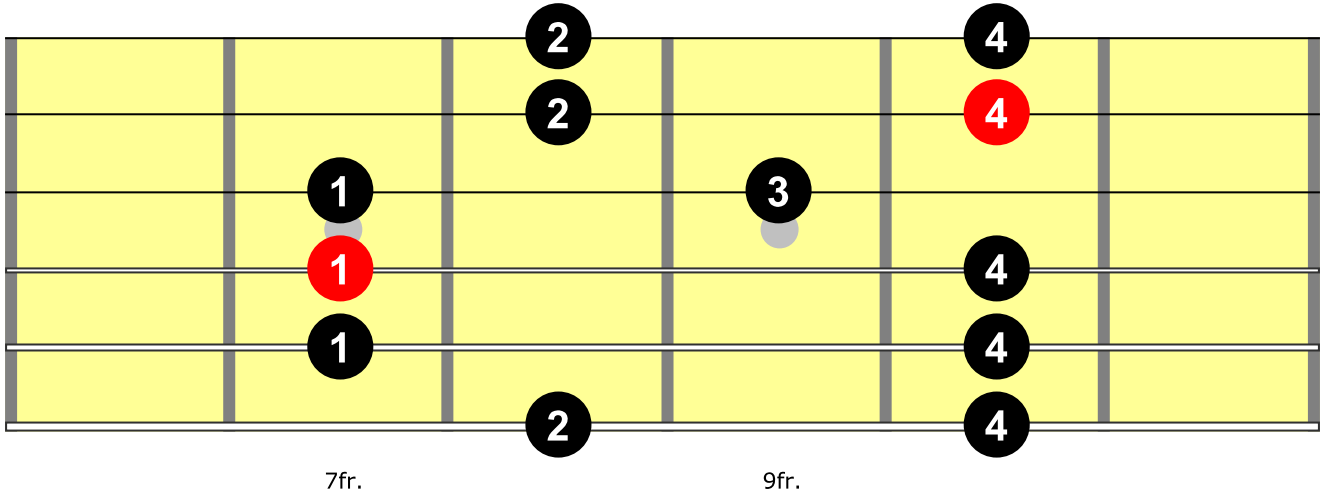


## A Minor Pentatonic Position 2 (D Shape)



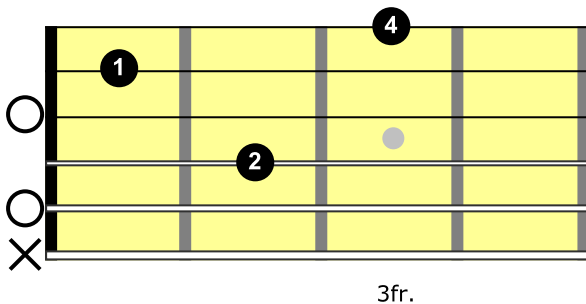
This is the 2nd Position (or D Shape) of the Pentatonic scale. It continues where the 1st Position (or E Shape) left off.

If you learn the E Shape and D Shape, you can cover 6 frets. That's half the fretboard!

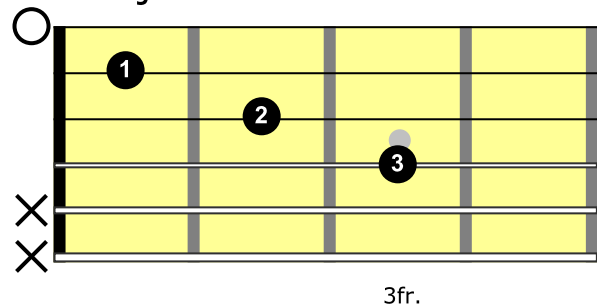
Practice this scale by playing it up and down.

When you feel comfortable, try starting with the E Shape and ending with the D Shape. Start in the 5th fret and end in the 10th.

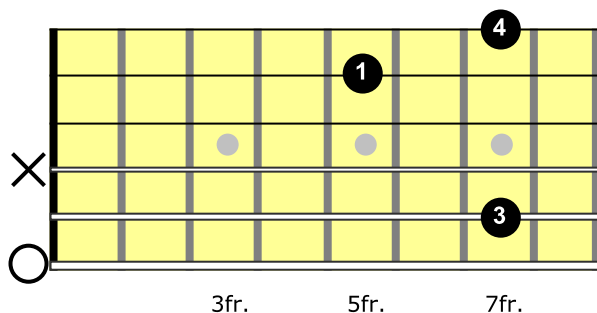
Am7



Fmaj7



Em



Try improvising using the following chord pattern:

| Am / / / | Am7 / / / | Fmaj7 / / / | Em / / / |